

Longwall Control Systems

Product
Data
Sheet

Protect Your Longwall Investment With LINE POWER Controls



Line Power sales engineers are available to discuss your longwall electrical requirements.



Line Power provides total electrical systems from the power center to the face. Our power centers ranging from 1000 KVA to 5500 KVA have been supplying power to longwall mining faces for years.

Line Power explosion tested electrical controls are custom designed and "MSHA" certified for each longwall application. Special attention is given to provide the best layout for operation and maintenance.

All components are selected for maximum motor protection, performance and reliability.


4160 VAC in-by, 2300 VAC in-by, 995 VAC in-by, or combinations of these depending on your motor requirements, longwall controls can be supplied.

Complete systems include the power center, explosion tested motor starters and master controls with intrinsically safe voice communication, signaling, conveyor lockouts, pull-cord switches and pre-start warning.


Immediate assistance is available during start-up and operation by our team of sales engineers located in the mining areas throughout the United States.

Genuine Line Power Component Parts

Switches



Vacuum Circuit Breakers



Low and High Voltage Couplers, Flange Terminators



Ground Monitors and Ground Fault Relays



High Voltage Splice Boxes



Mine-Duty Transformers

